

## MONOPHASIC D3-D4

- Ø 3.5
- Ø 4.0
- Ø 4.5
- Ø 5.0
- Ø 5.5

## NORMAL

|   | 8 mm        | 9 mm        | 10 mm        | 11 mm        | 12 mm        |
|---|-------------|-------------|--------------|--------------|--------------|
| ○ | EF14S.3.5-8 | EF14S.3.5-9 | EF14S.3.5-10 | EF14S.3.5-11 | EF14S.3.5-12 |
| ○ | EF14S.4.0-8 | EF14S.4.0-9 | EF14S.4.0-10 | EF14S.4.0-11 | EF14S.4.0-12 |
| ○ | EF14S.4.5-8 | EF14S.4.5-9 | EF14S.4.5-10 | EF14S.4.5-11 | EF14S.4.5-12 |
| ○ | EF14S.5.0-8 | EF14S.5.0-9 | EF14S.5.0-10 | EF14S.5.0-11 | EF14S.5.0-12 |
| ○ | EF14S.5.5-8 | EF14S.5.5-9 | EF14S.5.5-10 | EF14S.5.5-11 | EF14S.5.5-12 |

## LONG

|   | 13 mm        | 14 mm        | 15 mm        | 16 mm        | 18 mm        |
|---|--------------|--------------|--------------|--------------|--------------|
| ○ | EF14S.3.5-13 | EF14S.3.5-14 | EF14S.3.5-15 | EF14S.3.5-16 | EF14S.3.5-18 |
| ○ | EF14S.4.0-13 | EF14S.4.0-14 | EF14S.4.0-15 | EF14S.4.0-16 | EF14S.4.0-18 |
| ○ | EF14S.4.5-13 | EF14S.4.5-14 | EF14S.4.5-15 | EF14S.4.5-16 | EF14S.4.5-18 |
| ○ | EF14S.5.0-13 | EF14S.5.0-14 | EF14S.5.0-15 | EF14S.5.0-16 | EF14S.5.0-18 |
| ○ | EF14S.5.5-13 | EF14S.5.5-14 | EF14S.5.5-15 | EF14S.5.5-16 | EF14S.5.5-18 |



INTRODUCTION

BIPHASIC  
LINE

MONOPHASIC  
LINE

OTHER  
IMPLANTS

KIT  
ABUTMENT

APPENDIX

SERVICES

PROTECTION CAP  
SINGLE TOOTH



| CODE     |
|----------|
| EF36.3.5 |
| EF36.4.0 |
| EF36.4.5 |
| EF36.5.0 |
| EF36.5.5 |



○ Ø 3.5

○ Ø 4.0

○ Ø 4.5

○ Ø 5.0

○ Ø 5.5

## DRILLS FOR D3-D4 IMPLANT (TRADITIONAL SURGERY)

- Ø 3.5
- Ø 4.0
- Ø 4.5
- Ø 5.0
- Ø 5.5



UNIVERSAL LANCEOLATE

EF64

## UNIVERSAL PRECISION 2 MM

EF65.12 EF65.16

## STEP DRILL

| NORMAL          | LONG            |   |
|-----------------|-----------------|---|
| EF67.2.0/2.7.12 | EF67.2.0-2.7.16 | ○ |
| EF67.2.5/3.0.12 | EF67.2.5-3.0.16 | ○ |
| EF67.3.0/3.5.12 | EF67.3.0-3.5.16 | ○ |
| EF67.3.5/4.0.12 | EF67.3.5-4.0.16 | ○ |
| EF67.4.0/4.5.12 | EF67.4.0-4.5.16 | ○ |

## SHOULDER DRILL

| CODE<br>SHOULDER |   |
|------------------|---|
| EF67.3.5         | ○ |
| EF67.4.0         | ○ |
| EF67.4.5         | ○ |
| EF67.5.0         | ○ |
| EF67.5.5         | ○ |

## TAPS

| CODE<br>TAPS |   |
|--------------|---|
| EF83.3.5-D3  | ○ |
| EF83.4.0-D3  | ○ |
| EF83.4.5-D3  | ○ |
| EF83.5.0-D3  | ○ |
| EF83.5.5-D3  | ○ |



## DRILLS FOR D3-D4 IMPLANT (GUIDED SURGERY)

- Ø 3.5
- Ø 4.0
- Ø 4.5
- Ø 5.0
- Ø 5.5

### ANCOR PIN DRILL

|         |
|---------|
| EF64.AP |
|---------|

### UNIVERSAL PRECISION 2 MM

|          |          |
|----------|----------|
| EF65G.12 | EF65G.16 |
|----------|----------|

### START DRILL

| CODE       |   |
|------------|---|
| EF.START.N | ○ |
| EF.START.R | ○ |
| EF.START.W | ○ |

### STEP DRILL

| NORMAL           | LONG             |   |
|------------------|------------------|---|
| EF67G.2.0/2.7.12 | EF67G.2.0/2.7.16 | ○ |
| EF67G.2.5/3.0.12 | EF67G.2.5/3.0.16 | ○ |
| EF67G.3.0/3.5.12 | EF67G.3.0/3.5.16 | ○ |
| EF67G.3.5/4.0.12 | EF67G.3.5/4.0.16 | ○ |
| EF67G.4.0/4.5.12 | EF67G.4.0/4.5.16 | ○ |

### SHOULDER DRILL

| CODE<br>SHOULDER |   |
|------------------|---|
| EF67G.3.5        | ○ |
| EF67G.4.0        | ○ |
| EF67G.4.5        | ○ |
| EF67G.5.0        | ○ |
| EF67G.5.5        | ○ |

### TAPS

| CODE<br>TAPS |   |
|--------------|---|
| EF83G.3.5-D3 | ○ |
| EF83G.4.0-D3 | ○ |
| EF83G.4.5-D3 | ○ |
| EF83G.5.0-D3 | ○ |
| EF83G.5.5-D3 | ○ |

## SURGICAL ACCESSORIES

- Ø 3.5
- Ø 4.0
- Ø 4.5
- Ø 5.0
- Ø 5.5



## DRILL MOUNTER TRADITIONAL SURGERY

| 9 mm            | 13 mm            | 17 mm            |
|-----------------|------------------|------------------|
| EF91T.3.5-9     | EF91T.3.5-13     | EF91T.3.5-17     |
| EF91T.4.0/5.5-9 | EF91T.4.0/5.5-13 | EF91T.4.0/5.5-17 |



## MANUAL MOUNTER TRADITIONAL SURGERY

| 9 mm           | 13 mm           | 17 mm           |
|----------------|-----------------|-----------------|
| EF91.3.5-9     | EF91.3.5-13     | EF91.3.5-17     |
| EF91.4.0/5.5-9 | EF91.4.0/5.5-13 | EF91.4.0/5.5-17 |



## MOUNTER GUIDED SURGERY

| CODE          |
|---------------|
| EF91G.3.5     |
| EF91G.4.0/4.5 |
| EF91G.5.0/5.5 |



## SPECIAL MOUNTER GUIDED SURGERY

| +2 mm      | +3 mm      | +5 mm      |
|------------|------------|------------|
| EF91G.N-S2 | EF91G.N-S3 | EF91G.N-S5 |
| EF91G.R-S2 | EF91G.R-S3 | EF91G.R-S5 |
| EF91G.W-S2 | EF91G.W-S3 | EF91G.W-S5 |



## DRILL SCREWDRIVER

| 20 mm    | 28 mm    | 36 mm    |
|----------|----------|----------|
| EF76T-20 | EF76T-28 | EF76T-36 |



MANUAL SCREWDRIVER

| 20 mm    | 28 mm    | 36 mm    |
|----------|----------|----------|
| EF76M-20 | EF76M-28 | EF76M-36 |




RATCHET TORQUE 75 Nw

EF80



RATCHET FISSO

EF80F



RATCHET ADAPTER FOR HEXAGONAL MOUNTER

EF60AD



RATCHET ADAPTER FOR SCREWDRIVER

EF60ADT



DRILL EXTENCTION

EF78



PORTA MOUNTER

EF82



DIRECTION INDICATOR

| CODE     |   |
|----------|---|
| EF84.3.5 | ○ |
| EF84.4.0 | ○ |
| EF84.4.5 | ○ |
| EF84.5.0 | ○ |
| EF84.5.5 | ○ |



TISSUE PUNCH

| CODE     |   |
|----------|---|
| EF72.3.5 | ○ |
| EF72.4.0 | ○ |
| EF72.4.5 | ○ |
| EF72.5.0 | ○ |
| EF72.5.5 | ○ |

## COMPUTER GUIDED SURGERY

## RIDUCER D3-D4



| $\varnothing N$ | $\varnothing R$ | $\varnothing W$ |
|-----------------|-----------------|-----------------|
| EF71N.2.0       | EF71R.2.0       | EF71W.2.0       |
| EF71N.2.5       | EF71R.2.5       | EF71W.2.5       |
|                 | EF71R.3.0       | EF71W.3.0       |
|                 | EF71R.3.5       | EF71W.3.5       |
|                 |                 | EF71W.4.0       |
|                 |                 | EF71W.4.5       |



## HANDLE FOR RIDUCER

EF98

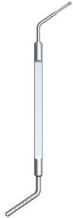


## ANCOR PIN

| VESTIBULAR | PALATAL    |
|------------|------------|
| EF.Ancor-V | EF.Ancor-P |

ANCOR PIN DRILL

EF64.AP



DEPTH PROBE


EF3



TITANIUM TWEEZER

EF2

## SLEEVE



| CODE           |
|----------------|
| EF64SL.3.5     |
| EF64SL.4.0-4.5 |
| EF64SL.5.0-5.5 |



## GUIDING CYLINDER



| CODE          |
|---------------|
| EF86M.3.5     |
| EF86M.4.0-4.5 |
| EF86M.5.0-5.5 |



## FIXING SCREW FOR GUIDING CYLINDER



| CODE           |
|----------------|
| EF86MV.3.5     |
| EF86MV.4.0-4.5 |
| EF86MV.5.0-5.5 |



## SPECIAL GUIDING CYLINDER



| 2 mm       | 3 mm       | 5 mm       |
|------------|------------|------------|
| EF86M.N-S2 | EF86M.N-S3 | EF86M.N-S5 |
| EF86M.R-S2 | EF86M.R-S3 | EF86M.R-S5 |
| EF86M.W-S2 | EF86M.W-S3 | EF86M.W-S5 |



## FIXING SCREW FOR SPECIAL GUIDING CYLINDER



| 2 mm        | 3 mm        | 5 mm        |
|-------------|-------------|-------------|
| EF86MV.N-S2 | EF86MV.N-S3 | EF86MV.N-S5 |
| EF86MV.R-S2 | EF86MV.R-S3 | EF86MV.R-S5 |
| EF86MV.W-S2 | EF86MV.W-S3 | EF86MV.W-S5 |



## IMPRESSION COPING

SINGLE TOOTH  
(closed tray)

| CODE      |
|-----------|
| EF61A.3.5 |
| EF61A.4.0 |
| EF61A.4.5 |
| EF61A.5.0 |
| EF61A.5.5 |



○ Ø 3.5

○ Ø 4.0

○ Ø 4.5

○ Ø 5.0

○ Ø 5.5

SINGLE TOOTH  
(open tray)



| CODE        |
|-------------|
| EF61Apa.3.5 |
| EF61Apa.4.0 |
| EF61Apa.4.5 |
| EF61Apa.5.0 |
| EF61Apa.5.5 |



## SCREW IMPRESSION COPING

Open and closed tray

SINGLE TOOTH Ø 3.5

SINGLE TOOTH Ø 4.0/5.5

| CODE           |
|----------------|
| EF57DS.3.5     |
| EF57DS.4.0-5.5 |

SINGLE TOOTH REPLICA ABUTMENT



| CODE          |
|---------------|
| EF63AS.3.5-12 |
| EF63AS.4.0-12 |
| EF63AS.4.5-12 |
| EF63AS.5.0-12 |
| EF63AS.5.5-12 |



## TEMPORARY CYLINDER

- Ø 3.5
- Ø 4.0
- Ø 4.5
- Ø 5.0
- Ø 5.5

## BRIDGE TEMPORARY CYLINDER



| CODE      |   |
|-----------|---|
| EF44M.3.5 | ○ |
| EF44M.4.0 | ○ |
| EF44M.4.5 | ○ |
| EF44M.5.0 | ○ |
| EF44M.5.5 | ○ |

## SINGLE TOOTH TEMPORARY CYLINDER



| CODE      |   |
|-----------|---|
| EF44S.3.5 | ○ |
| EF44S.4.0 | ○ |
| EF44S.4.5 | ○ |
| EF44S.5.0 | ○ |
| EF44S.5.5 | ○ |

## BRIDGE TEMPORARY CYLINDER (STEEL)



| CODE            |   |
|-----------------|---|
| EF44M.3.5-steel | ○ |
| EF44M.4.0-steel | ○ |
| EF44M.4.5-steel | ○ |
| EF44M.5.0-steel | ○ |
| EF44M.5.5-steel | ○ |

## SINGLE TOOTH TEMPORARY CYLINDER (STEEL)



| CODE            |   |
|-----------------|---|
| EF44S.3.5-steel | ○ |
| EF44S.4.0-steel | ○ |
| EF44S.4.5-steel | ○ |
| EF44S.5.0-steel | ○ |
| EF44S.5.5-steel | ○ |

## CASTABLE TEMPORARY CYLINDER WAX-UP

## CASTABLE TEMPORARY CYLINDER WAX-UP - BRIDGE



| 20 mm      |   |
|------------|---|
| EF45Mw.3.5 | ○ |
| EF45Mw.4.0 | ○ |
| EF45Mw.4.5 | ○ |
| EF45Mw.5.0 | ○ |
| EF45Mw.5.5 | ○ |

- Ø 3.5
- Ø 4.0
- Ø 4.5
- Ø 5.0
- Ø 5.5

## CASTABLE TEMPORARY CYLINDER WAX-UP - SINGLE TOOTH



| CODE      |   |
|-----------|---|
| EF44w.3.5 | ○ |
| EF44w.4.0 | ○ |
| EF44w.4.5 | ○ |
| EF44w.5.0 | ○ |
| EF44w.5.5 | ○ |

## CASTABLE COMPONENT



| CODE        |         |
|-------------|---------|
| EFW.3.5     | ○       |
| EFW.4.0-5.5 | ○ ○ ○ ○ |

## ACCESSORIES

- Ø 3.5
- Ø 4.0
- Ø 4.5
- Ø 5.0
- Ø 5.5



DRILL SCREWDRIVER

| 20 mm    | 28 mm    | 36 mm    |
|----------|----------|----------|
| EF76T-20 | EF76T-28 | EF76T-36 |



MANUAL SCREWDRIVER

| 20 mm    | 28 mm    | 36 mm    |
|----------|----------|----------|
| EF76M-20 | EF76M-28 | EF76M-36 |

## PRODUCTS FOR PROTOTYPING



TEMPORARY CYLINDER  
SCAN BODIES- BRIDGE

| CODE         |   |
|--------------|---|
| EF44scan.3.5 | ○ |
| EF44scan.4.0 | ○ |



TEMPORARY CYLINDER  
SCAN BODIES- SINGLE TOOTH

| CODE          |   |
|---------------|---|
| EF44Sscan.3.5 | ○ |
| EF44Sscan.4.0 | ○ |



PROSTHETIC SCREW Ø 4.0/5.5  
SINGLE TOOTH TEMPORARY CYLINDER  
SINGLE TOOTH TEMPORARY CYLINDER WAX-UP

EF55

- 
- 
- 
- 



PROSTHETIC SCREW Ø 3.5  
SINGLE TOOTH TEMPORARY CYLINDER  
SINGLE TOOTH TEMPORARY CYLINDER WAX-UP

EF55-3.5

- 

## SCREW IMPRESSION COPING

Open and closed tray

SINGLE TOOTH Ø 3.5

SINGLE TOOTH Ø 4.0/5.5

| CODE           |
|----------------|
| EF57DS.3.5     |
| EF57DS.4.0-5.5 |

